

Scaled data based on original data using
LM-79-08 Approved Method: Electrical and Photometric Measurements of Solid-
State Lighting Products

Test Report Prepared for
Cooper Lighting Solutions
(formerly Eaton)

Brand: McGRAW-EDISON

Report Number: P200597

Luminaire Tested: **GWC-AF-01-LED-E1-SL2-8030-800**

Issue Date: 3/3/2020

Test Information

Test Method: LM-79-08
Report Number: P200597
TEST IS SCALED FROM IESNA LM-79-08 TEST DATA (P24286)
Test Lab: INNOVATION CENTER P2
Issue Date: 3/3/2020
Manufacturer: COOPER LIGHTING SOLUTIONS (FORMERLY EATON)
Product Line: MCGRAW-EDISON
Catalog Number: GWC-AF-01-LED-E1-SL2-8030-800
Description: GALLEON WALL LUMINAIRE
(1) 80 CRI, 3000K, 800mA LIGHTSQUARE WITH 16 LEDS EACH AND TYPE II SPILL
LIGHT ELIMINATOR OPTICS
Light Source: -
Ballast/Driver: ELECTRONIC DRIVER

Summary

Lumens per Lamp: N/A
Luminaire Lumens: 4106 lumens
Efficiency: N/A
Efficacy: 93.3 lumens/watt
Luminous Opening: Rectangular (W 0.5' x L: 0.5' x H: 0')
IES Classification: Type II - Short - Semi-Cutoff
BUG Rating: B1 - U0 - G1

Input Watts (W): 44
Input Voltage (V): NR
Input Current (Ain): NR
Voltage Rise (V): NR
Power Factor: NR
Total Harmonic Distortion (THDi): NR
Frequency (hertz): 60
Stabilization Time: NR
Operation Time: NR
Ambient Temperature (°C): NR
Test Distance: 25 FT

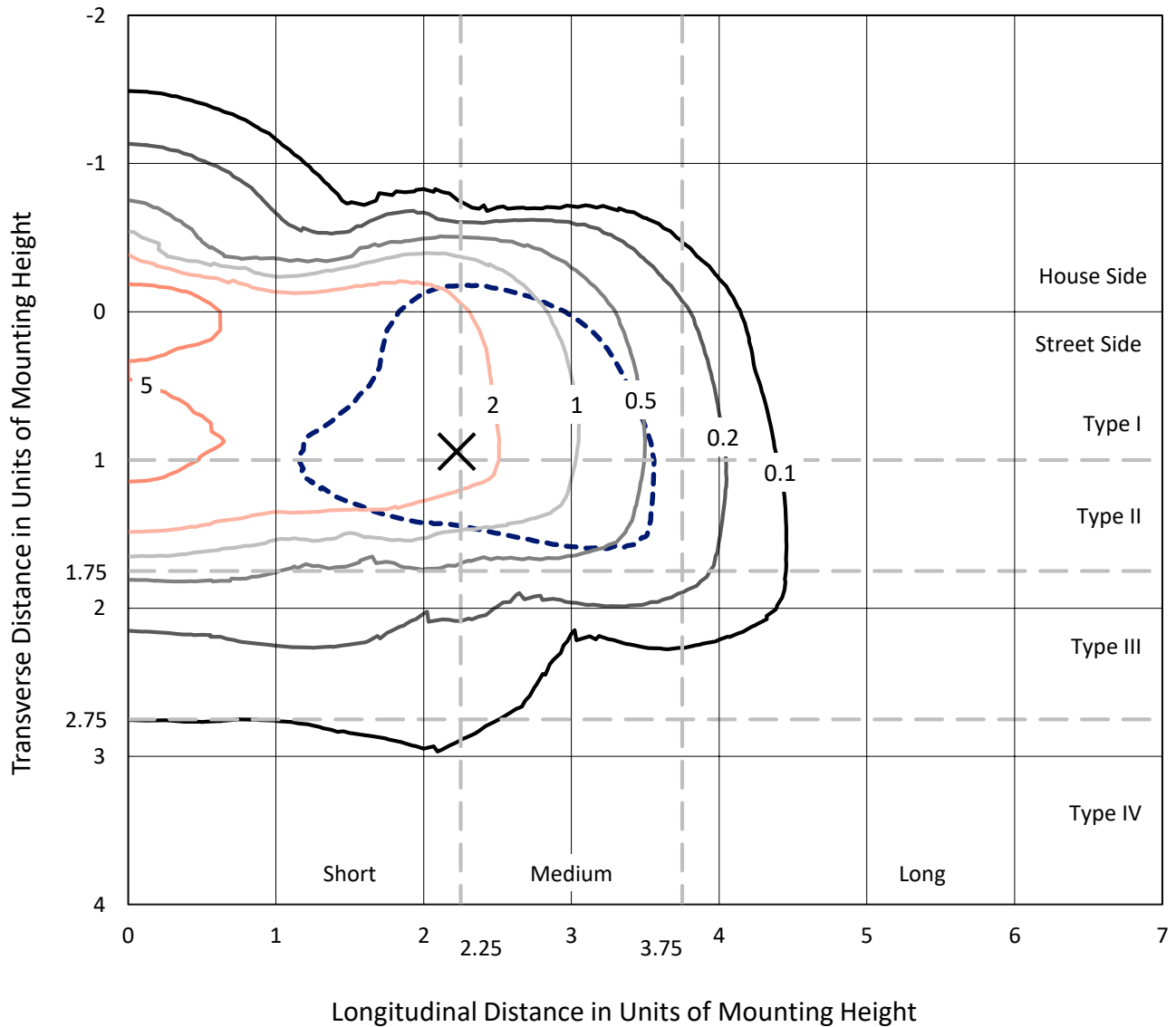


REPORT NUMBER: P200597

CATALOG NUMBER: GWC-AF-01-LED-E1-SL2-8030-800

Iso-Footcandle Lines of Horizontal Illumination

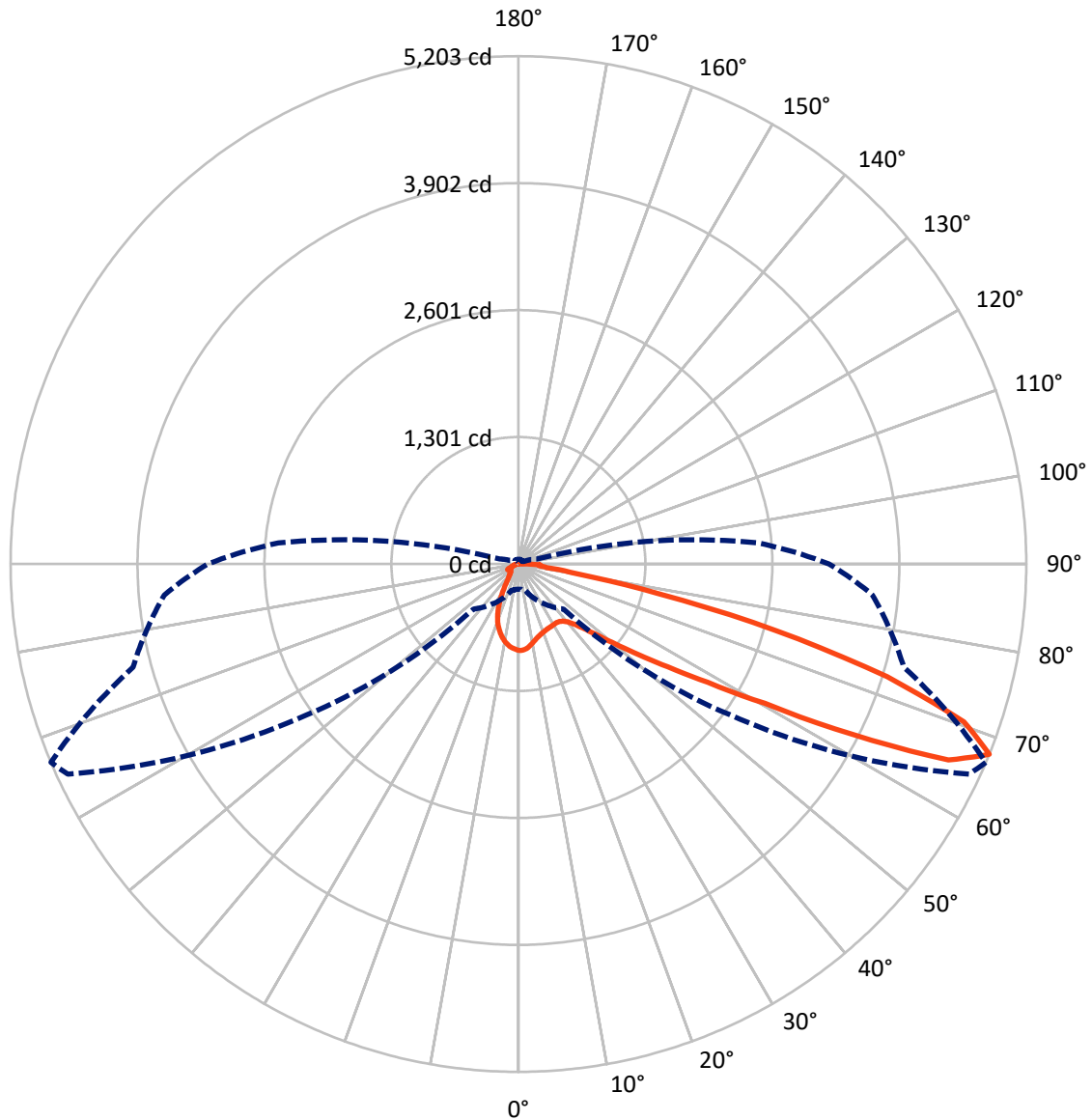
× Max cd
 - - - 1/2 Max cd



Based on 10 foot mounting height. Maximum calculated value = 8.9 fc
 Type II - Short - Semi-Cutoff

REPORT NUMBER: P200597
CATALOG NUMBER: GWC-AF-01-LED-E1-SL2-8030-800

Luminous Intensity Polar Plot



— Vertical Plane Through 67-Deg Lateral - - - Horizontal Cone Through 67.5-Deg Vertical

REPORT NUMBER: P200597

CATALOG NUMBER: GWC-AF-01-LED-E1-SL2-8030-800

FLUX DISTRIBUTION:

		Downward	Upward	Total
House Side	Lumens	680.3	0.0	680.3
	% Fixture	16.6	0.0	16.6
Street Side	Lumens	3425.7	0.0	3425.7
	% Fixture	83.4	0.0	83.4
Total	Lumens	4106.0	0.0	4106.0
	% Fixture	100.0	0.0	100.0

Coefficient of Utilization

ZONAL LUMENS:

Zone	Lumens	% Fixture
0°-10°	75.6	1.8
10°-20°	174.8	4.3
20°-30°	237.0	5.8
30°-40°	336.9	8.2
40°-50°	563.7	13.7
50°-60°	891.7	21.7
60°-70°	1135.9	27.7
70°-80°	595.0	14.5
80°-90°	95.4	2.3
90°-100°	0.0	0.0
100°-110°	0.0	0.0
110°-120°	0.0	0.0
120°-130°	0.0	0.0
130°-140°	0.0	0.0
140°-150°	0.0	0.0
150°-160°	0.0	0.0
160°-170°	0.0	0.0
170°-180°	0.0	0.0
0°-90°	4106.0	100.0
0°-180°	4106.0	100.0



REPORT NUMBER: P200597

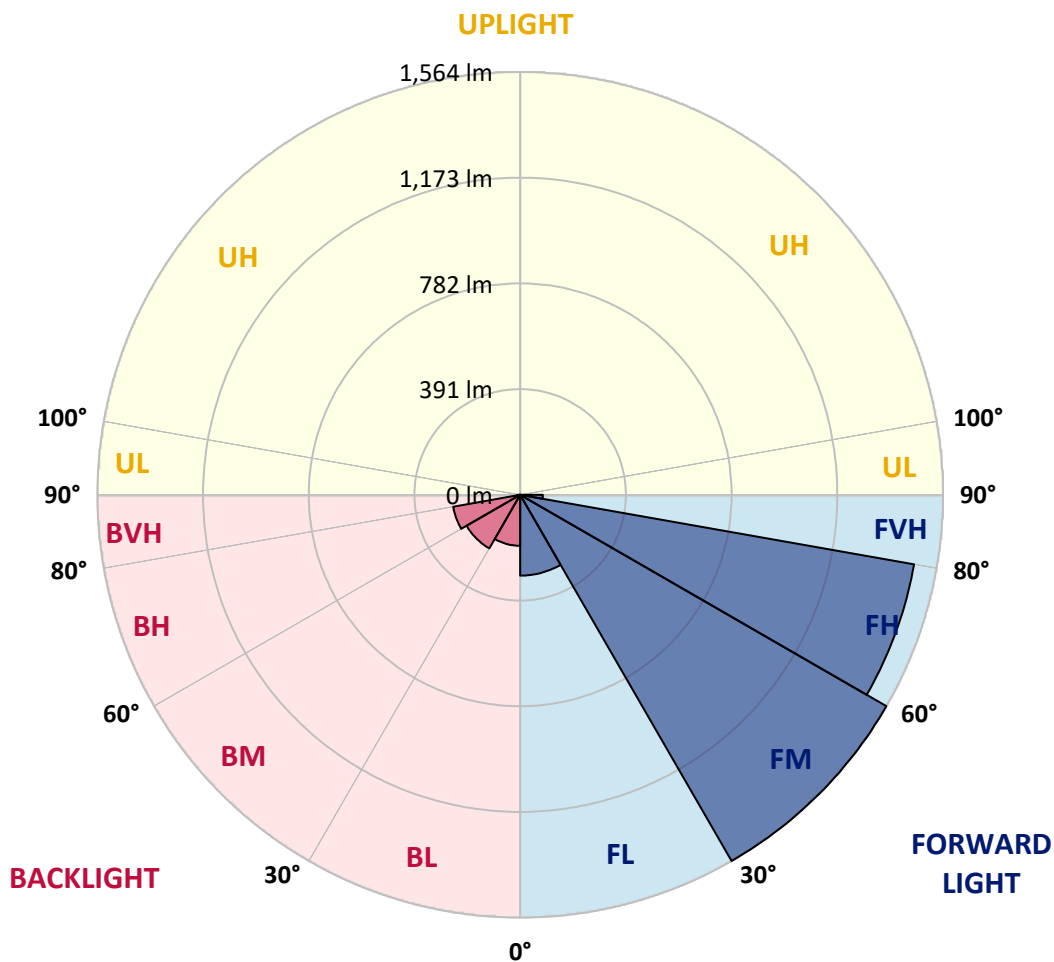
CATALOG NUMBER: GWC-AF-01-LED-E1-SL2-8030-800

LUMINAIRE CLASSIFICATION SYSTEM LUMEN TABLE AND BUG RATING:

Zone	Lumens	% Fixture	Zone Rating/Lumen Limit		
			B	U	G
FL (0°-30°)	298.8	7.3			
FM (30°-60°)	1563.7	38.1			
FH (60°-80°)	1479.3	36.0			G1/1800
FVH (80°-90°)	83.9	2.0			G1/100
BL (0°-30°)	188.6	4.6	B1/500		
BM (30°-60°)	228.6	5.6	B1/1000		
BH (60°-80°)	251.6	6.1	B1/500		G1/500
BVH (80°-90°)	11.5	0.3			G1/100
UL (90°-100°)	0.0	0.0		U0/0	
UH (100°-180°)	0.0	0.0		U0/0	

BUG Rating: B1-U0-G1

Type II Short





REPORT NUMBER: P200597

CATALOG NUMBER: GWC-AF-01-LED-E1-SL2-8030-800

CANDELA DISTRIBUTION (FULL):

	0°	5°	15°	25°	35°	45°	55°	65°	67°	75°	85°
0°	885.7	885.7	885.7	885.7	885.7	885.7	885.7	885.7	885.7	885.7	885.7
2.5°	849.2	850.6	855.1	857.9	870.7	876.1	880.0	883.8	884.4	886.3	884.4
5°	760.1	763.2	771.5	780.8	805.5	824.9	845.4	866.6	870.5	884.2	888.1
7.5°	691.1	690.3	697.1	708.3	733.6	760.5	796.4	838.7	847.0	878.0	892.9
10°	640.7	640.0	647.3	658.9	683.0	708.5	749.0	806.9	818.6	868.0	897.6
12.5°	603.4	603.6	610.9	623.6	648.1	673.9	715.0	776.1	791.1	856.5	902.5
15°	578.7	580.3	586.2	599.8	623.6	649.4	689.7	753.0	769.8	847.4	907.9
17.5°	570.4	573.0	575.0	585.0	605.4	631.1	670.6	736.0	753.8	841.1	912.8
20°	578.1	581.1	577.3	580.7	593.7	616.4	655.6	722.7	740.9	834.0	913.4
22.5°	611.1	613.9	602.6	592.7	591.9	605.6	643.3	712.1	731.0	828.8	913.6
25°	669.2	671.0	652.0	628.9	606.4	601.8	634.6	704.8	724.9	824.1	909.7
27.5°	740.5	741.9	720.0	686.0	640.9	610.9	631.5	700.6	721.4	820.1	903.3
30°	827.1	833.8	804.5	761.5	695.7	637.8	637.6	698.4	717.6	813.2	890.5
32.5°	915.8	918.7	898.4	854.9	769.6	685.2	654.6	700.0	716.6	804.9	874.3
35°	1005.7	1009.4	996.2	961.2	870.7	754.6	687.8	709.5	722.9	802.0	863.0
37.5°	1122.2	1127.0	1108.8	1068.3	993.6	848.8	743.1	733.4	742.1	810.1	859.5
40°	1306.2	1304.0	1250.7	1190.4	1128.0	969.3	822.1	773.9	778.9	836.2	870.1
42.5°	1520.4	1515.0	1423.2	1328.5	1275.8	1115.1	926.6	844.1	843.1	887.7	907.1
45°	1691.3	1686.9	1604.3	1487.4	1445.3	1281.1	1061.6	948.8	941.3	969.3	975.6
47.5°	1783.9	1784.1	1736.5	1641.1	1640.1	1492.1	1235.1	1100.3	1087.3	1100.5	1093.8
50°	1751.5	1755.7	1750.7	1720.3	1817.9	1768.7	1461.7	1311.5	1285.4	1298.3	1272.6
52.5°	1594.7	1600.2	1630.2	1676.7	1892.6	2103.0	1794.6	1573.9	1543.5	1538.9	1510.3
55°	1316.9	1323.6	1384.8	1511.3	1830.4	2327.5	2319.8	1908.4	1860.0	1816.1	1803.9
57.5°	907.7	918.9	1017.3	1205.2	1629.4	2395.4	2945.3	2385.2	2286.8	2133.3	2136.2
60°	511.7	524.6	640.7	811.3	1223.6	2321.7	3421.1	3107.5	2899.7	2504.9	2526.0
62.5°	325.4	339.4	427.4	563.7	734.2	1924.8	3616.1	4111.6	3847.8	2962.9	2983.6
65°	263.4	269.5	311.0	465.3	533.1	1159.6	3468.1	4938.7	4840.3	3544.2	3447.9
67.5°	257.2	259.2	280.6	390.6	511.3	651.8	2766.3	5093.4	5202.6	4087.1	3641.2
70°	254.1	261.2	316.3	372.8	489.6	549.7	1662.4	4669.4	4841.7	4229.0	3383.9
72.5°	123.3	122.9	159.2	337.1	551.6	570.2	854.1	3778.1	3951.0	3663.9	2780.7
75°	99.4	90.9	86.9	123.5	530.3	588.8	544.3	2599.7	2724.8	2456.5	1709.3
77.5°	94.4	84.2	77.1	77.3	224.1	624.5	461.1	1438.8	1475.3	1109.6	468.3
80°	78.2	68.8	63.8	71.9	108.5	594.7	498.5	651.2	597.5	272.5	155.9
82.5°	54.3	49.4	48.0	60.3	86.9	423.8	579.7	349.9	293.4	136.5	96.2
85°	34.6	29.6	32.8	43.9	67.6	195.6	597.1	272.7	216.9	86.7	54.3
87.5°	16.0	13.0	16.2	24.3	44.1	67.4	568.2	306.4	223.3	45.8	34.2
90°	0.0	0.0	0.0	0.0	0.0	0.0	0.0	0.0	0.0	0.0	0.0



REPORT NUMBER: P200597

CATALOG NUMBER: GWC-AF-01-LED-E1-SL2-8030-800

CANDELA DISTRIBUTION (continued):

	90°	95°	105°	115°	125°	135°	145°	155°	165°	175°	180°
0°	885.7	885.7	885.7	885.7	885.7	885.7	885.7	885.7	885.7	885.7	885.7
2.5°	886.1	882.2	879.2	873.5	867.2	861.2	855.7	848.8	846.8	845.0	847.8
5°	888.9	885.0	873.9	856.5	837.3	819.2	801.2	785.8	776.3	771.0	774.1
7.5°	893.1	887.7	864.6	832.6	798.0	766.4	733.8	707.7	688.4	679.3	682.0
10°	897.0	886.5	848.8	800.8	750.2	703.2	651.8	609.3	577.7	561.1	565.1
12.5°	898.6	881.8	826.7	761.1	691.7	622.8	547.1	483.5	438.2	421.6	418.1
15°	900.2	876.5	802.4	716.0	621.0	523.6	417.5	341.4	303.7	295.4	293.6
17.5°	900.6	867.4	774.9	667.0	538.2	405.6	285.5	237.1	237.3	250.7	252.3
20°	896.4	853.9	741.5	606.0	439.0	280.4	196.0	187.7	218.3	251.7	255.7
22.5°	886.7	835.8	703.6	535.0	325.4	184.7	151.7	160.8	200.3	241.2	245.8
25°	874.3	814.0	658.9	452.5	215.4	132.0	127.2	138.3	165.0	192.4	195.0
27.5°	857.5	788.1	608.7	358.2	139.9	108.7	112.0	119.5	130.4	142.5	143.8
30°	835.8	757.1	555.0	261.2	105.7	97.8	102.5	106.5	111.2	118.0	118.7
32.5°	810.9	727.3	499.9	180.4	93.7	92.1	95.8	97.8	101.4	105.7	106.1
35°	790.1	699.0	442.8	127.6	88.7	87.9	90.3	91.1	94.6	99.2	99.6
37.5°	778.1	675.9	383.9	102.9	85.2	84.0	85.4	85.4	90.3	97.2	98.2
40°	778.9	663.1	325.0	92.9	82.4	80.8	81.0	81.0	87.3	94.8	95.4
42.5°	801.0	666.4	272.7	89.1	80.2	78.4	77.3	78.0	83.2	88.1	88.5
45°	852.9	689.2	223.7	86.7	78.0	77.3	75.1	74.9	76.9	79.2	79.2
47.5°	937.9	734.4	190.5	85.0	76.1	75.9	73.3	70.7	70.5	71.3	71.3
50°	1076.2	812.2	168.3	83.2	74.9	73.3	70.3	66.2	64.8	65.4	65.4
52.5°	1283.5	950.9	159.8	80.8	72.3	69.7	66.2	62.2	60.9	61.1	61.1
55°	1555.5	1163.9	158.5	78.0	69.5	65.2	62.4	59.3	57.9	58.3	58.3
57.5°	1887.7	1458.5	180.2	73.5	65.6	60.7	59.1	57.1	56.1	56.7	56.5
60°	2291.7	1844.0	267.3	68.8	61.8	56.7	56.7	55.1	54.3	54.9	54.7
62.5°	2757.0	2286.8	375.8	65.4	57.7	53.5	54.3	53.5	52.6	53.1	52.8
65°	3169.6	2575.4	351.9	62.8	53.7	50.4	51.8	51.4	50.8	51.2	51.0
67.5°	3181.6	2468.5	197.6	59.9	49.8	47.4	49.4	49.2	48.8	49.2	49.0
70°	2839.4	2084.3	111.4	54.7	45.8	43.7	46.6	46.4	46.0	46.8	46.6
72.5°	2274.9	1512.5	81.4	48.2	41.7	39.9	43.1	42.9	42.9	44.1	43.5
75°	1309.0	778.3	65.0	41.3	37.5	36.0	38.9	39.1	39.5	41.1	39.9
77.5°	373.2	242.6	53.1	35.0	32.2	31.6	34.4	34.8	35.0	36.9	35.2
80°	138.7	111.8	43.7	29.4	26.3	26.5	29.2	29.8	30.0	31.8	29.8
82.5°	88.5	73.7	35.4	22.7	20.7	20.5	23.7	24.5	24.5	24.7	23.5
85°	51.6	44.1	26.7	16.4	14.6	14.0	17.6	19.0	18.4	18.0	17.2
87.5°	34.6	30.4	16.4	9.1	7.9	7.5	10.3	11.3	10.9	10.3	9.7
90°	0.0	0.0	0.0	0.0	0.0	0.0	0.0	0.0	0.0	0.0	0.0

(END OF REPORT)